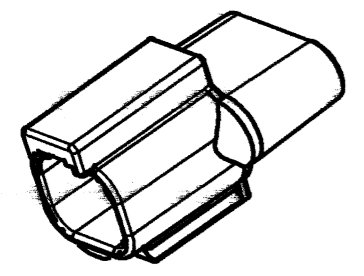
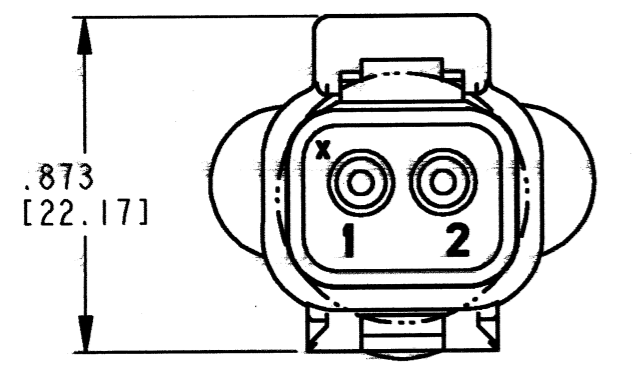
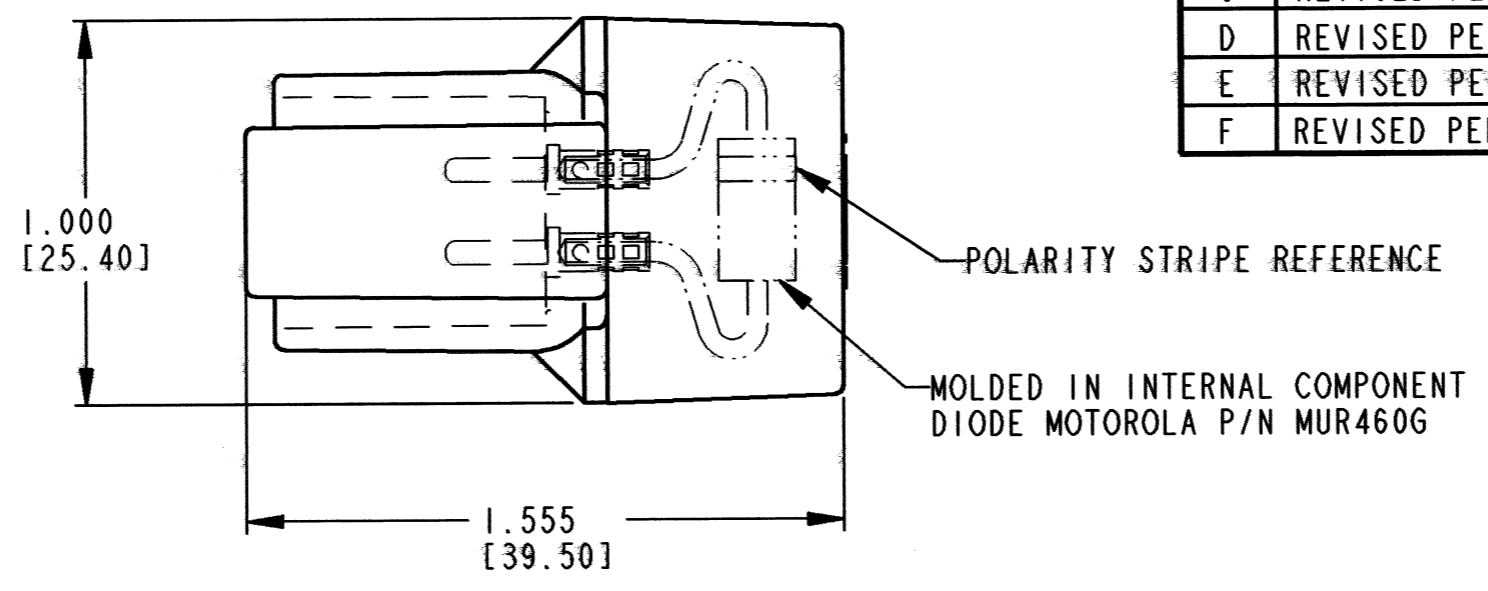


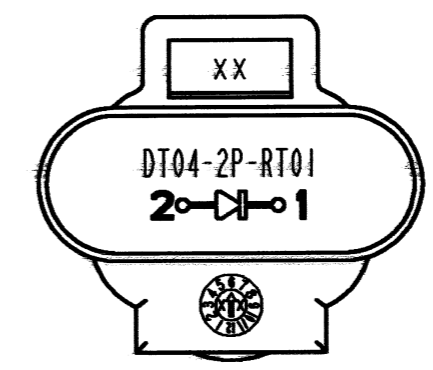
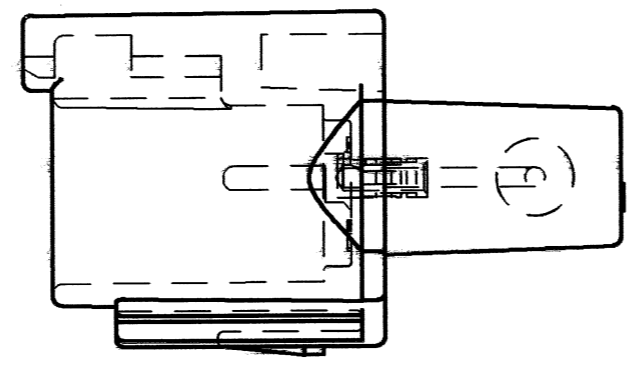
REV F	DT04-2P-RT01	REVISIONS			
		SYM	DESCRIPTION	DATE	APPROVED
		C	REVISED PER E.O. P16218	7/30/99	CLW
		D	REVISED PER E.O. P19162	3/15/06	R.D.R.
		E	REVISED PER E.O. P19626	4/21/08	R.D.R.
F	REVISED PER E.O. P20499	5-27-10	ADR		



3D VIEW



CIRCUIT DWG.



- NOTES:
1. ALL DIMENSIONS ARE INCHES (METRIC).
  2. ALL DIMENSIONS W/O TOLERANCE ARE +/- .025 [+/- 0.63]
  3. RECEPTACLE MATES WITH DT06-2S-\*\*\*\*.
  4. TEMPERATURE RANGE : -55°C TO +125°C.
  5. MOTOROLA DIODE P/N: MUR460G.  
 PEAK REVERSE VOLTAGE = 600.0 V MAX.  
 PEAK FORWARD VOLTAGE = 1.28 V MAX.  
 AVERAGE FORWARD CURRENT = 4.0 A MAX.  
 CONSULT THE FACTORY FOR DETAILED SPECIFICATIONS.
  6. MATERIAL: PLASTIC; COLOR: BLACK

SIGNATURE & DATE	
DR	C.R. BUNKE 29 JUL 99
CHK	<i>[Signature]</i> 5/27/10
PE	<i>[Signature]</i> 4/21/10
APPD	<i>[Signature]</i> 5-26-10
SCALE	NONE WT —

2 WAY RECEPTACLE  
 TERMINATOR  
 DT SERIES

ENVELOPE

EP	MATL. CODE
3850 INDUSTRIAL AVE. HEMET, CA 92545	
<b>B</b>	<b>DT04-2P-RT01</b>
DWG SIZE	CODE 11139 SHEET   OF